


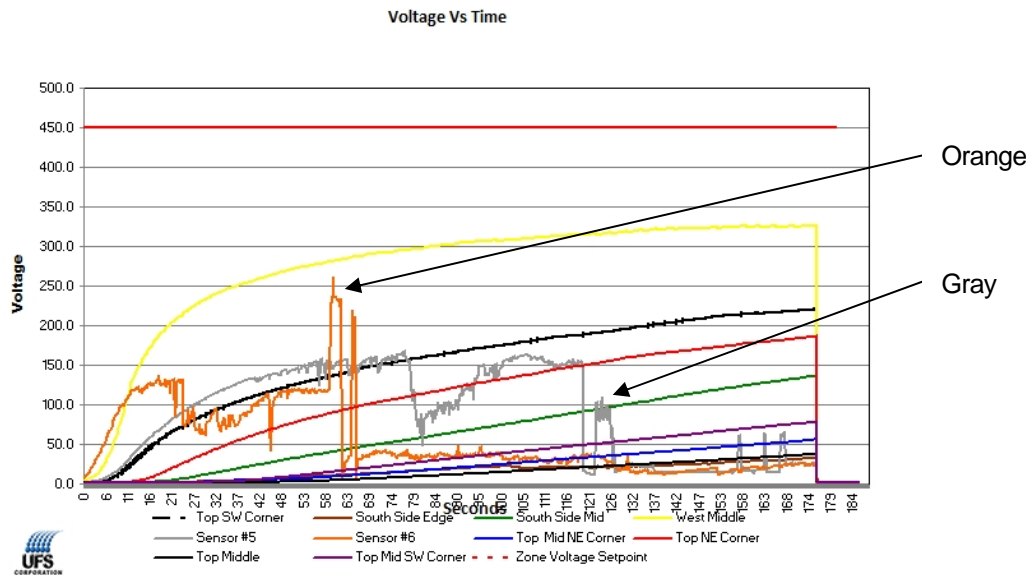
Service Alert

Topic: TruiDL Logger – Potential Damage to Voltage Sensor Wires

The TruiDL Logger will measure and record the voltage near the surface of the ware as it travels through the E-coat bath. The voltage signal is collected via a wire to a sensor. Excess wire is wound out of the way on an integrated spool as shown below –



The normal curve from a data run is generally upward trending and smooth. However in the plot shown below the Gray (#5) and Orange #6) begin their rise, but then suffer a rapid drop off.




One of the conditions that can lead to this occurrence is the flow of a small amount of current into the Sensor probe tip and then to a ground source of some type. In this case both the Gray and Orange sensor tips showed evidence of paint on them after they were removed before the oven.

Service Alert




The Voltage Harness was used the following day (probe tips had been cleaned off before the second run) and the same two curves showed similar behavior as the day before. When the wires were inspected, a small defect in the insulation was found. The placement of the defect suggested the cause was the wire retention slot.

The photo below depicts how NOT to use wire retention slot after you are finished winding the excess wire on the spool.



Do not use one hand to force the wire into the wire capture slot.

The photo below shows the recommended method to secure the wire in the capture point after all excess wire has been wound up on the spool. Note the use of both thumbs to press down on both sides of the wire.



When you want to extend the wire, start off by grasping the loose end of the wire and pulling straight upward and work a finger under the wire on the other side of the capture slot to pull the wire out and upward. This is the best method to avoid nuisance nicks and cuts to the insulation.

What to do if a voltage sensor wire insulation is nicked or cut?

The defect in the insulation must be covered over in order to get the sensor to begin reporting accurate voltage again. The damaged portion of the wire insulation can be covered with a 'liquid electrical tape' product. Another method is to use heat shrink. This is described in the TruIDL Equipment Manual.



For more information, if you have any questions, or need to order replacement parts, see the original manual that came with the equipment or contact the UFS Corporation Customer Service Department at 219-464-2027, extension 28.